
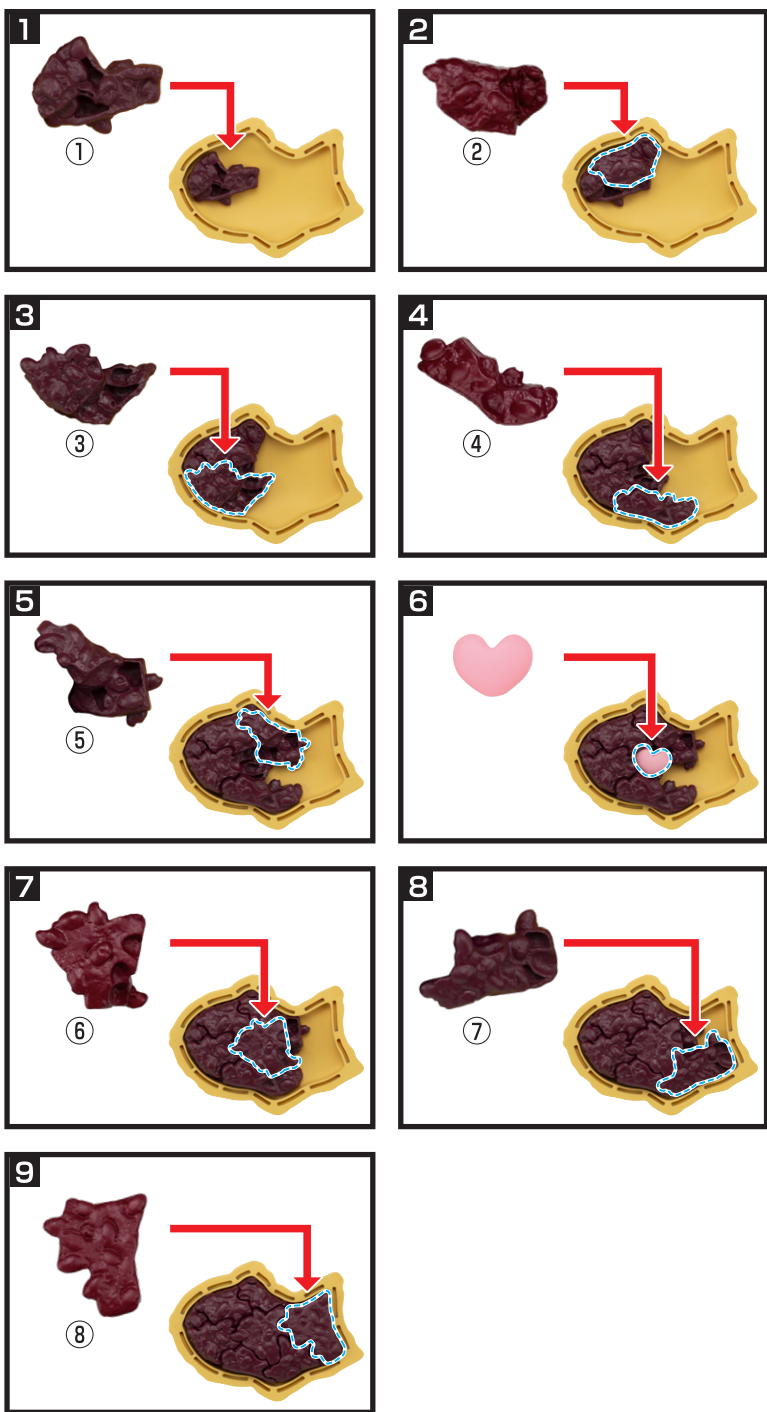


- 1** ● Each anko bean part has a different shape. Check the shape and number in the right picture.

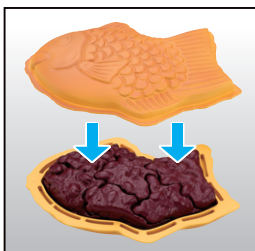
[The shape and number of anko bean parts]



- 2** ● By looking at the below pictures, assemble the anko bean parts and the mochi parts into the skin parts in order.



- 3** ● Cover it with the other side of skin parts.



When it fits perfectly, it's done.

Complete!



When the skin parts doesn't fit perfectly...

- Maybe the anko bean parts are not in order.
- The anko bean parts are misaligned.
- The direction of the anko bean parts is not correct.



Please check the above situation.

When you still can't fix it, try again from the beginning.

※The two skin parts can be assembled upside down.

※The order of assembling parts is going to be reversed.